

Scaled data based on original data using
LM-79-08 Approved Method: Electrical and Photometric Measurements of Solid-
State Lighting Products

Test Report Prepared for
Cooper Lighting Solutions
(formerly Eaton)

Brand: McGRAW-EDISON

Report Number: P385936

Luminaire Tested: **GWC-SA1C-735-U-SL2-HSS**

Issue Date: 3/3/2020

Test Information

Test Method: LM-79-08
Report Number: P385936
TEST IS SCALED FROM IESNA LM-79-08 TEST DATA (G2-1903-205-21)
Test Lab: INNOVATION CENTER
Issue Date: 3/3/2020
Manufacturer: COOPER LIGHTING SOLUTIONS (FORMERLY EATON)
Product Line: MCGRAW-EDISON
Catalog Number: GWC-SA1C-735-U-SL2-HSS
Description: GALLEON WALL LUMINAIRE
(1) 70 CRI, 3500K, 1050mA LIGHTSQUARE WITH 16 LEDS AND TYPE II SPILL
LIGHT ELIMINATOR OPTICS WITH HOUSE SIDE SHIELD
Light Source: -
Ballast/Driver: ELECTRONIC DRIVER

Summary

Lumens per Lamp: N/A
Luminaire Lumens: 5876.9 lumens
Efficiency: N/A
Efficacy: 99.6 lumens/watt
Luminous Opening: Rectangular (W 0.5' x L: 0.5' x H: 0')
IES Classification: Type III - Medium
BUG Rating: B1 - U0 - G2

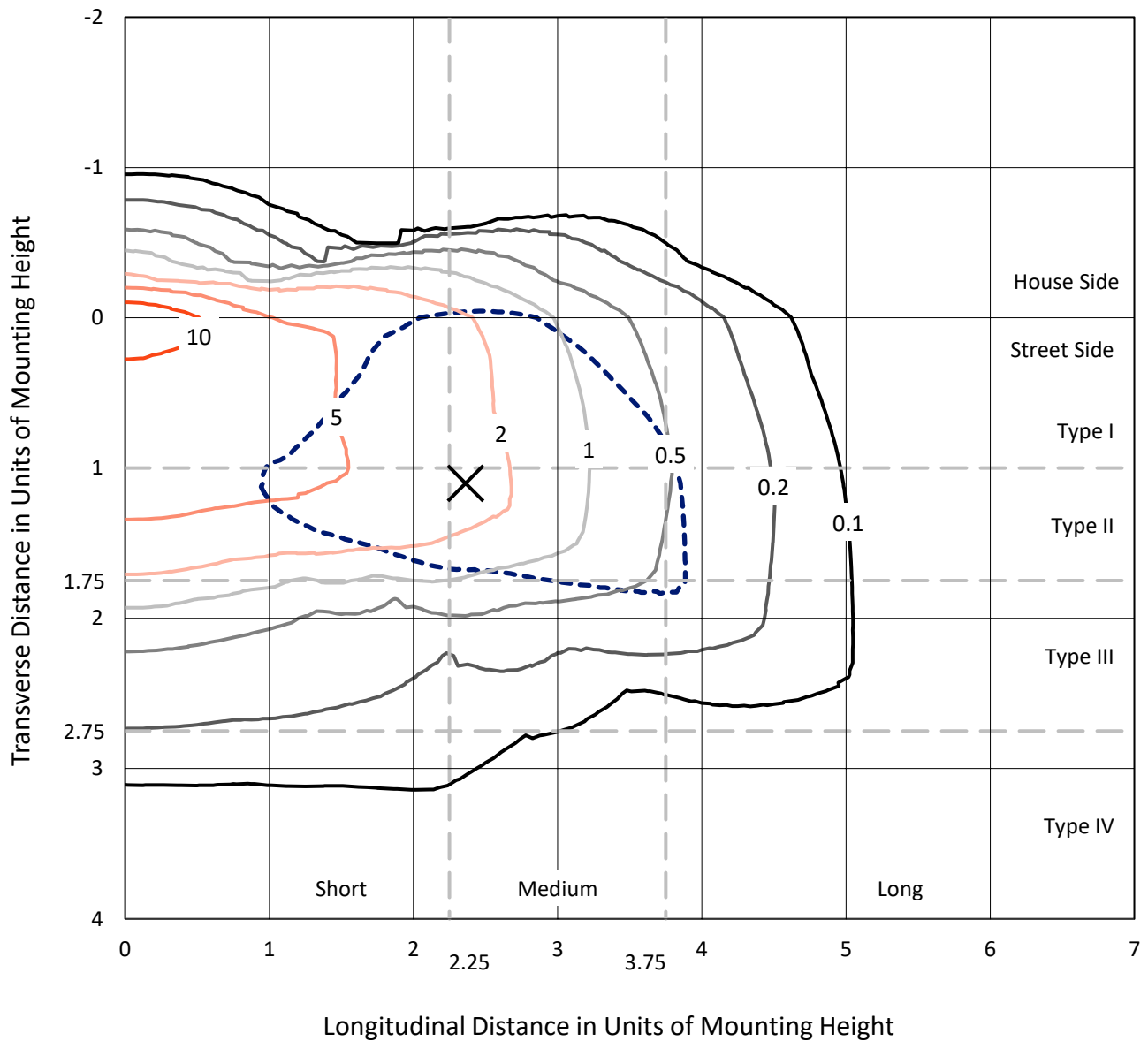
Input Watts (W): 59
Input Voltage (V): NR
Input Current (Ain): NR
Voltage Rise (V): NR
Power Factor: NR
Total Harmonic Distortion (THDi): NR
Frequency (hertz): 60
Stabilization Time: NR
Operation Time: NR
Ambient Temperature (°C): NR
Test Distance: 24 FT



REPORT NUMBER: P385936
 CATALOG NUMBER: GWC-SA1C-735-U-SL2-HSS

Iso-Footcandle Lines of Horizontal Illumination

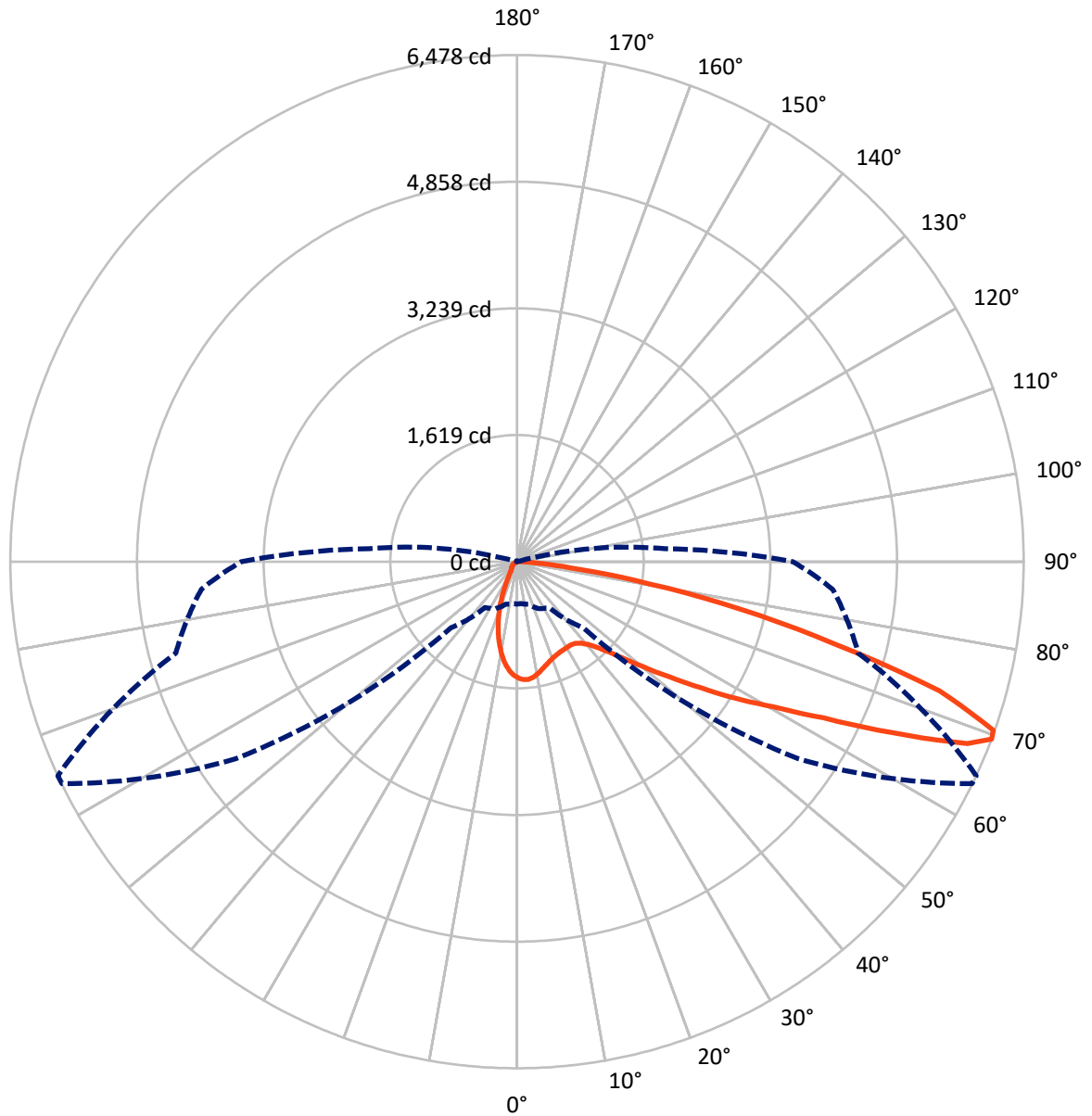
✕ Max cd
 - - - 1/2 Max cd



Based on 10 foot mounting height. Maximum calculated value = 14.9 fc
 Type III - Medium - N/A

REPORT NUMBER: P385936
CATALOG NUMBER: GWC-SA1C-735-U-SL2-HSS

Luminous Intensity Polar Plot



— Vertical Plane Through 65-Deg Lateral - - - Horizontal Cone Through 69-Deg Vertical



REPORT NUMBER: P385936
 CATALOG NUMBER: GWC-SA1C-735-U-SL2-HSS

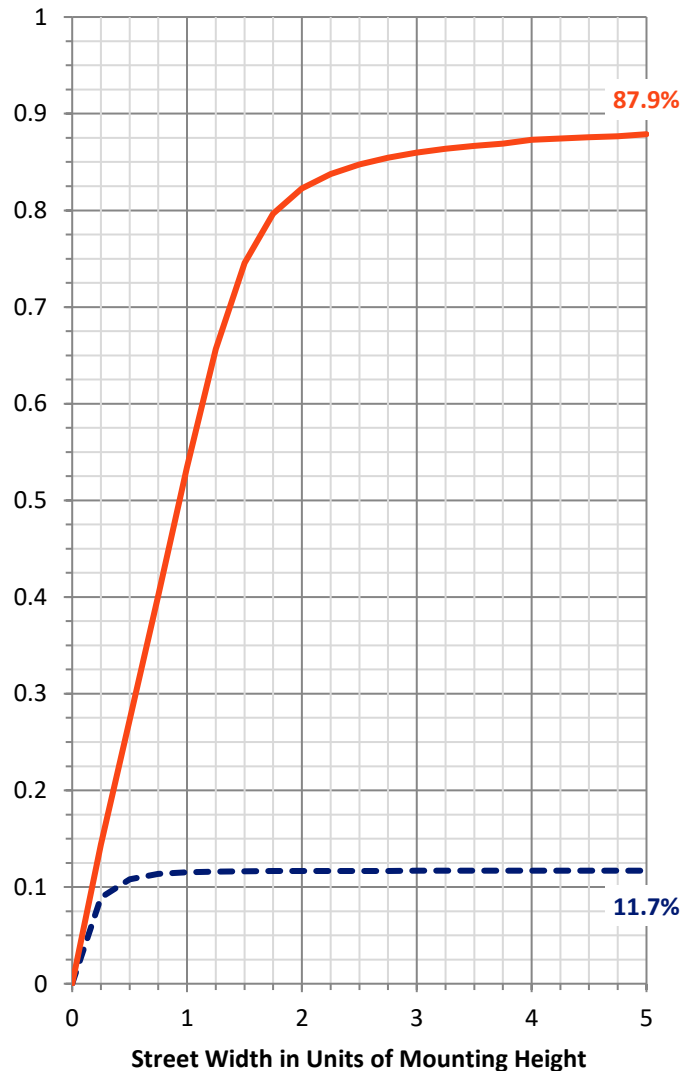
FLUX DISTRIBUTION:

		Downward	Upward	Total
House Side	Lumens	692.8	0.0	692.8
	% Fixture	11.8	0.0	11.8
Street Side	Lumens	5184.1	0.0	5184.1
	% Fixture	88.2	0.0	88.2
Total	Lumens	5876.9	0.0	5876.9
	% Fixture	100.0	0.0	100.0

Coefficient of Utilization

ZONAL LUMENS:

Zone	Lumens	% Fixture
0°-10°	124.2	2.1
10°-20°	271.8	4.6
20°-30°	376.5	6.4
30°-40°	525.0	8.9
40°-50°	816.0	13.9
50°-60°	1310.0	22.3
60°-70°	1481.8	25.2
70°-80°	870.3	14.8
80°-90°	101.2	1.7
90°-100°	0.0	0.0
100°-110°	0.0	0.0
110°-120°	0.0	0.0
120°-130°	0.0	0.0
130°-140°	0.0	0.0
140°-150°	0.0	0.0
150°-160°	0.0	0.0
160°-170°	0.0	0.0
170°-180°	0.0	0.0
0°-90°	5876.9	100.0
0°-180°	5876.9	100.0



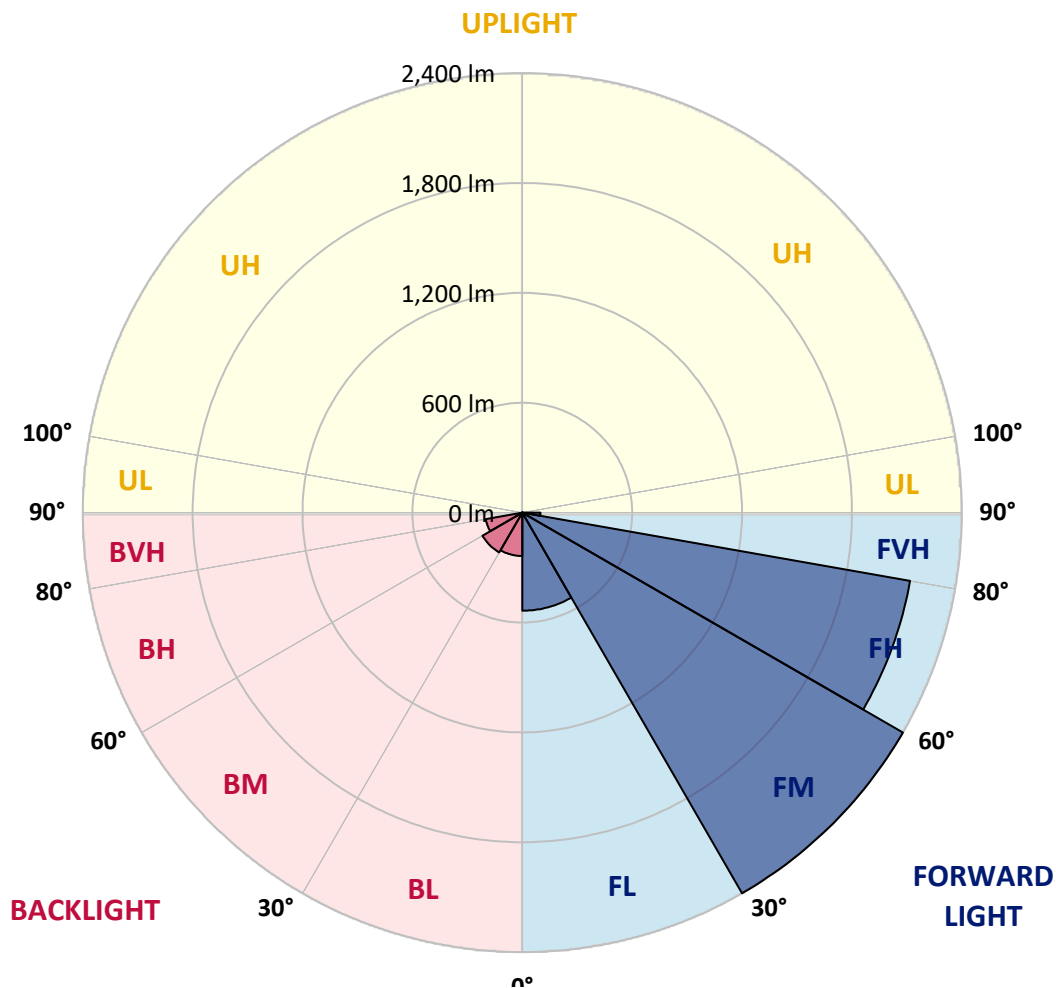
REPORT NUMBER: P385936

CATALOG NUMBER: GWC-SA1C-735-U-SL2-HSS

LUMINAIRE CLASSIFICATION SYSTEM LUMEN TABLE AND BUG RATING:

Zone	Lumens	% Fixture	Zone Rating/Lumen Limit		
			B	U	G
FL (0°-30°)	535.5	9.1			
FM (30°-60°)	2399.9	40.8			
FH (60°-80°)	2149.7	36.6			G2/5000
FVH (80°-90°)	99.0	1.7			G1/100
BL (0°-30°)	237.0	4.0	B1/500		
BM (30°-60°)	251.0	4.3	B1/1000		
BH (60°-80°)	202.4	3.4	B1/500		G1/500
BVH (80°-90°)	2.3	0.0			G0/10
UL (90°-100°)	0.0	0.0		U0/0	
UH (100°-180°)	0.0	0.0		U0/0	

BUG Rating: B1-U0-G2
 Type III Medium





REPORT NUMBER: P385936

CATALOG NUMBER: GWC-SA1C-735-U-SL2-HSS

CANDELA DISTRIBUTION (FULL):

	0°	5°	15°	25°	35°	45°	55°	64°	65°	75°	85°
0°	1485.1	1485.1	1485.1	1485.1	1485.1	1485.1	1485.1	1485.1	1485.1	1485.1	1485.1
2.5°	1498.2	1494.6	1497.5	1504.0	1507.3	1507.3	1509.7	1506.7	1507.7	1500.5	1490.1
5°	1404.5	1398.8	1407.0	1425.2	1447.5	1466.7	1495.0	1510.0	1511.5	1511.7	1499.6
7.5°	1303.6	1298.3	1310.5	1331.9	1360.7	1396.3	1445.8	1489.0	1491.6	1515.0	1505.9
10°	1221.5	1217.7	1231.9	1254.8	1288.7	1328.4	1389.1	1449.3	1456.5	1508.2	1505.0
12.5°	1156.3	1153.4	1166.8	1193.1	1227.7	1271.8	1335.2	1405.1	1414.7	1493.1	1500.0
15°	1108.9	1108.4	1119.6	1144.9	1183.2	1224.2	1289.1	1364.0	1375.2	1476.6	1499.3
17.5°	1084.0	1084.7	1092.9	1114.6	1147.4	1188.1	1250.3	1329.4	1341.6	1462.0	1503.0
20°	1081.5	1082.3	1086.7	1098.9	1125.5	1161.6	1218.8	1300.3	1313.0	1451.0	1508.9
22.5°	1103.4	1102.8	1104.2	1102.8	1117.8	1145.1	1197.9	1278.0	1292.6	1443.8	1513.6
25°	1145.4	1144.7	1144.2	1135.0	1125.0	1139.7	1189.2	1265.3	1279.2	1438.6	1516.5
27.5°	1203.8	1203.4	1202.6	1187.4	1157.6	1148.4	1190.1	1260.6	1272.2	1434.4	1515.9
30°	1280.7	1284.2	1283.2	1262.0	1215.5	1175.0	1200.6	1258.0	1268.3	1426.2	1510.7
32.5°	1371.0	1377.9	1383.4	1360.7	1302.6	1227.7	1224.7	1260.8	1268.3	1419.9	1501.2
35°	1464.7	1473.6	1493.8	1485.8	1409.3	1307.1	1266.2	1277.2	1283.4	1423.5	1496.7
37.5°	1557.0	1567.7	1611.4	1634.5	1549.0	1412.0	1330.9	1317.7	1321.0	1444.6	1501.7
40°	1664.1	1680.3	1746.7	1784.0	1715.9	1552.4	1427.7	1387.4	1388.6	1491.1	1524.9
42.5°	1804.9	1821.6	1893.4	1951.9	1903.9	1730.1	1558.9	1493.8	1492.5	1578.1	1579.3
45°	1976.5	1993.9	2068.3	2133.2	2111.5	1940.4	1727.1	1649.2	1647.7	1715.3	1682.5
47.5°	2170.9	2188.1	2254.5	2321.4	2344.7	2186.1	1941.2	1861.3	1857.8	1906.1	1842.0
50°	2337.8	2349.0	2410.2	2500.2	2605.6	2488.0	2207.5	2130.6	2126.9	2159.5	2076.0
52.5°	2398.5	2404.9	2467.1	2593.2	2856.3	2896.8	2557.4	2458.4	2455.7	2469.9	2387.6
55°	2275.6	2287.3	2363.7	2550.6	2992.1	3358.9	2999.0	2864.2	2843.6	2813.0	2713.3
57.5°	1940.9	1959.6	2041.6	2290.3	2928.7	3725.4	3648.0	3323.3	3293.0	3105.9	2978.2
60°	1454.3	1477.1	1545.3	1813.6	2590.2	3855.9	4357.3	3834.8	3766.4	3339.2	3221.6
62.5°	997.9	1009.4	1055.6	1230.4	1907.6	3642.1	4950.6	4519.9	4395.0	3592.9	3485.0
65°	762.2	766.2	785.1	845.3	1135.9	2958.5	5186.6	5423.9	5272.9	3896.2	3758.2
67.5°	614.3	611.0	637.1	723.1	760.7	1804.9	4911.3	6279.1	6208.5	4301.9	4033.3
69°	541.7	537.1	563.7	663.7	714.4	1193.1	4390.6	6473.3	6477.8	4515.9	4052.2
70°	487.4	490.4	516.8	628.4	698.8	936.5	3893.2	6423.8	6459.1	4596.0	3938.8
72.5°	325.5	333.5	386.5	521.7	671.9	708.7	2350.7	5512.4	5648.2	4415.7	3379.3
75°	183.6	189.5	252.4	393.4	633.2	674.9	1241.6	4061.1	4192.4	3692.6	2605.9
77.5°	90.0	93.3	142.7	253.9	529.4	643.1	704.3	2758.5	2908.6	2410.2	1473.9
80°	38.0	39.8	71.4	156.7	378.5	613.7	523.0	1697.7	1716.4	944.2	392.7
82.5°	14.7	15.1	30.1	97.7	240.5	478.4	437.4	805.0	785.5	177.8	89.5
85°	1.8	2.0	10.9	58.7	133.8	246.2	355.4	346.9	321.1	35.3	46.0
87.5°	0.0	0.0	0.8	17.9	39.8	115.4	184.8	144.0	129.8	11.5	23.9
90°	0.0	0.0	0.0	0.0	0.0	0.0	0.0	0.0	0.0	0.0	0.0



REPORT NUMBER: P385936
 CATALOG NUMBER: GWC-SA1C-735-U-SL2-HSS

CANDELA DISTRIBUTION (continued):

	90°	95°	105°	115°	125°	135°	145°	155°	165°	175°	180°
0°	1485.1	1485.1	1485.1	1485.1	1485.1	1485.1	1485.1	1485.1	1485.1	1485.1	1485.1
2.5°	1481.3	1478.9	1465.5	1446.0	1427.7	1404.8	1382.9	1369.7	1359.3	1352.3	1360.5
5°	1485.4	1474.4	1433.6	1381.4	1330.2	1272.5	1218.8	1173.2	1155.4	1135.4	1144.4
7.5°	1484.1	1463.5	1390.1	1297.1	1203.1	1105.9	1013.9	943.0	906.1	870.2	879.3
10°	1477.9	1443.1	1331.9	1194.2	1053.3	913.7	783.1	683.9	628.4	578.2	585.3
12.5°	1464.2	1415.7	1263.3	1076.3	888.0	703.8	550.9	423.8	355.6	325.5	329.3
15°	1456.0	1389.1	1190.7	956.9	711.5	490.2	336.7	250.4	219.3	209.4	210.6
17.5°	1452.0	1363.5	1115.5	820.4	530.9	312.1	217.6	192.0	185.2	183.6	184.0
20°	1448.1	1337.6	1038.2	685.4	365.8	209.9	178.8	171.3	168.8	166.6	167.1
22.5°	1441.3	1312.8	955.2	548.6	246.7	170.3	161.1	154.0	148.7	146.0	146.5
25°	1433.1	1286.7	870.3	408.5	180.1	151.9	143.3	133.0	126.8	121.8	122.1
27.5°	1419.9	1254.6	782.8	297.4	151.1	136.0	124.4	113.1	102.7	96.9	96.9
30°	1401.6	1218.3	685.6	212.9	135.6	120.3	106.2	92.2	81.1	75.8	75.3
32.5°	1381.1	1180.4	587.4	161.4	123.1	105.7	89.5	74.9	64.9	60.7	60.4
35°	1363.7	1139.7	489.4	135.3	110.7	91.5	73.8	61.4	53.5	50.0	49.7
37.5°	1352.5	1098.9	393.9	120.9	99.5	78.3	61.9	50.7	45.0	42.3	42.0
40°	1350.8	1068.6	306.6	109.9	89.1	66.6	51.8	43.0	37.8	34.9	34.6
42.5°	1373.4	1051.2	235.2	100.7	78.3	56.5	44.1	36.8	31.4	28.4	28.1
45°	1432.9	1056.6	181.0	92.5	67.6	47.7	37.3	30.6	25.6	23.4	22.9
47.5°	1541.3	1094.4	144.0	84.3	57.5	40.5	31.8	25.4	21.1	18.9	18.7
50°	1734.3	1183.2	120.3	75.3	48.0	34.6	26.4	20.7	17.2	15.1	14.9
52.5°	1990.4	1341.4	107.5	66.6	39.8	29.3	21.6	16.4	13.4	11.9	11.6
55°	2272.9	1532.8	99.0	57.2	32.6	24.3	17.2	13.0	10.4	9.2	8.7
57.5°	2548.7	1698.7	91.0	48.0	27.1	19.9	13.7	10.2	8.2	7.0	6.7
60°	2802.1	1851.2	81.8	38.5	22.2	15.7	10.7	8.0	6.5	5.3	5.3
62.5°	3073.4	1969.0	69.1	30.1	18.1	11.9	8.7	7.2	5.3	4.5	4.2
65°	3360.9	2056.5	54.2	23.4	14.2	8.9	7.2	7.4	4.2	3.2	3.0
67.5°	3573.2	2039.1	40.0	18.4	10.9	7.0	7.0	8.0	3.8	2.4	2.3
69°	3526.5	1897.7	33.5	15.9	9.5	6.0	6.5	8.0	3.5	2.3	2.0
70°	3390.9	1741.0	29.6	14.2	8.5	5.4	6.2	7.7	3.2	2.3	2.0
72.5°	2823.9	1311.3	23.1	10.7	6.7	4.5	5.3	6.7	3.2	2.3	1.8
75°	2124.2	839.3	17.7	7.7	5.0	3.5	3.9	5.0	3.2	2.0	1.8
77.5°	1155.8	302.7	12.7	5.3	3.5	2.7	2.7	3.8	3.0	1.5	1.0
80°	297.1	76.1	8.0	3.5	2.7	2.0	1.8	2.4	1.8	0.3	0.0
82.5°	73.4	17.2	4.2	2.4	2.0	0.8	0.8	1.2	0.8	0.0	0.0
85°	40.3	8.5	2.7	1.8	1.0	0.0	0.0	0.3	0.0	0.0	0.0
87.5°	20.7	2.4	0.8	0.5	0.3	0.0	0.0	0.0	0.0	0.0	0.0
90°	0.0	0.0	0.0	0.0	0.0	0.0	0.0	0.0	0.0	0.0	0.0

Signify Classified - Internal
Cooper Lighting Solutions Photometric Lab
1121 Highway 74 South
Peachtree City, GA 30269

Scaled Data Report



Report Generated By 670245982

Signify Classified - Internal
Cooper Lighting Solutions Photometric Lab
1121 Highway 74 South
Peachtree City, GA 30269

Scaled Data Report



Signify Classified - Internal
Cooper Lighting Solutions Photometric Lab
1121 Highway 74 South
Peachtree City, GA 30269

Scaled Data Report



Signify Classified - Internal
Cooper Lighting Solutions Photometric Lab
1121 Highway 74 South
Peachtree City, GA 30269

Scaled Data Report



Signify Classified - Internal
Cooper Lighting Solutions Photometric Lab
1121 Highway 74 South
Peachtree City, GA 30269

Scaled Data Report



--- HS — SS

Signify Classified - Internal
Cooper Lighting Solutions Photometric Lab
1121 Highway 74 South
Peachtree City, GA 30269

Scaled Data Report



u

Signify Classified - Internal
Cooper Lighting Solutions Photometric Lab
1121 Highway 74 South
Peachtree City, GA 30269

Scaled Data Report



Signify Classified - Internal
Cooper Lighting Solutions Photometric Lab
1121 Highway 74 South
Peachtree City, GA 30269

Scaled Data Report



(END OF REPORT)